

System Integrators will need the following components:

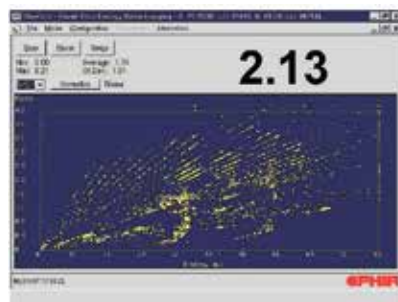
- OphirLMMeasurement COM Object.pdf. lists and describes the methods and events available for configuring, controlling and uploading measurements from Ophir devices.
- OphirLMMeasurement.dll. COM object component developed and supplied by Ophir for communication with the Centauri, StarBright, StarLite, Juno, Juno+, Nova II, Pulsar, USBI and Vega devices. The COM object is registered when the application is installed. OphirLMMeasurement COM Object.pdf describes how to register it on another PC where the Ophir application has not been installed.
- Standard USB cable (P/N 7E01202) for use with the Pulsar device (included).
- Standard mini-B USB cable (P/N 7E01217) for use with the Juno and Juno+ devices (included).
- Nova II / Vega USB cable (P/N 7E01205) for use with the Nova II and Vega devices (included).
- StarBright / StarLite / Centauri micro-B USB cable (P/N 7E01279) for use with StarBright, StarLite and Centauri devices (included).

Ophir provides example projects of COM Object clients in VC#, VB.NET and LabVIEW. These are found in the Automation Examples subdirectory of our StarLab PC Application.

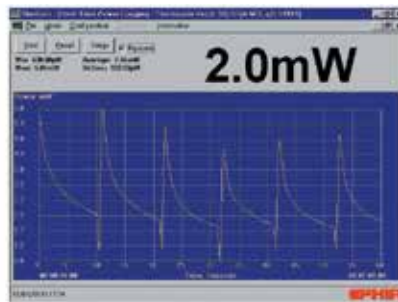
Note: (a) P/N 7Y78105 replaces P/N 78105
Note: (b) P/N 7Y78300 replaces P/N 78300

2.3.3 StarCom

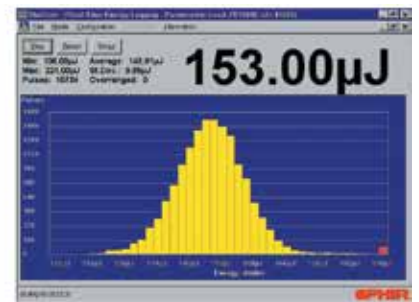
This software is supplied with the Nova II, LaserStar, Vega and Nova with RS232 option. It allows you to measure, analyze and record power and energy from any Ophir sensor. You can log the data from each sensor simultaneously to file.



Plot of ratio of energy B/A vs. energy A



Plot of power vs. time



Histogram plot of energy distribution