

2.2.5 Pulsar Multichannel and Triggered USB Interfaces

Convert your laptop or desktop PC into a multichannel power/energy meter

- From sensor to interface to PC
- 1,2 and 4 channel models
- Plug and play with most Ophir sensors
- Record every energy pulse at up to 25kHz
- Measure missing pulses & trigger output with external trigger
- Log power and energy, average, statistics, histograms and more with included StarLab application
- LabVIEW VIs and COM Object Interface included



Smart Sensor to Pulsar to PC

Ophir's 1-4 channel Pulsar interface turns your PC or laptop into a full-fledged Ophir multi-channel laser power/energy meter. Just install the software, plug the sensor into the Pulsar and the USB cable from the Pulsar to the PC USB port. With the Pulsar series, you can connect up to 4 sensors to each module, monitor each pulse at up to 25kHz and utilize external trigger.



LabVIEW



Pulsar-4 operating with StarLab software

Specifications

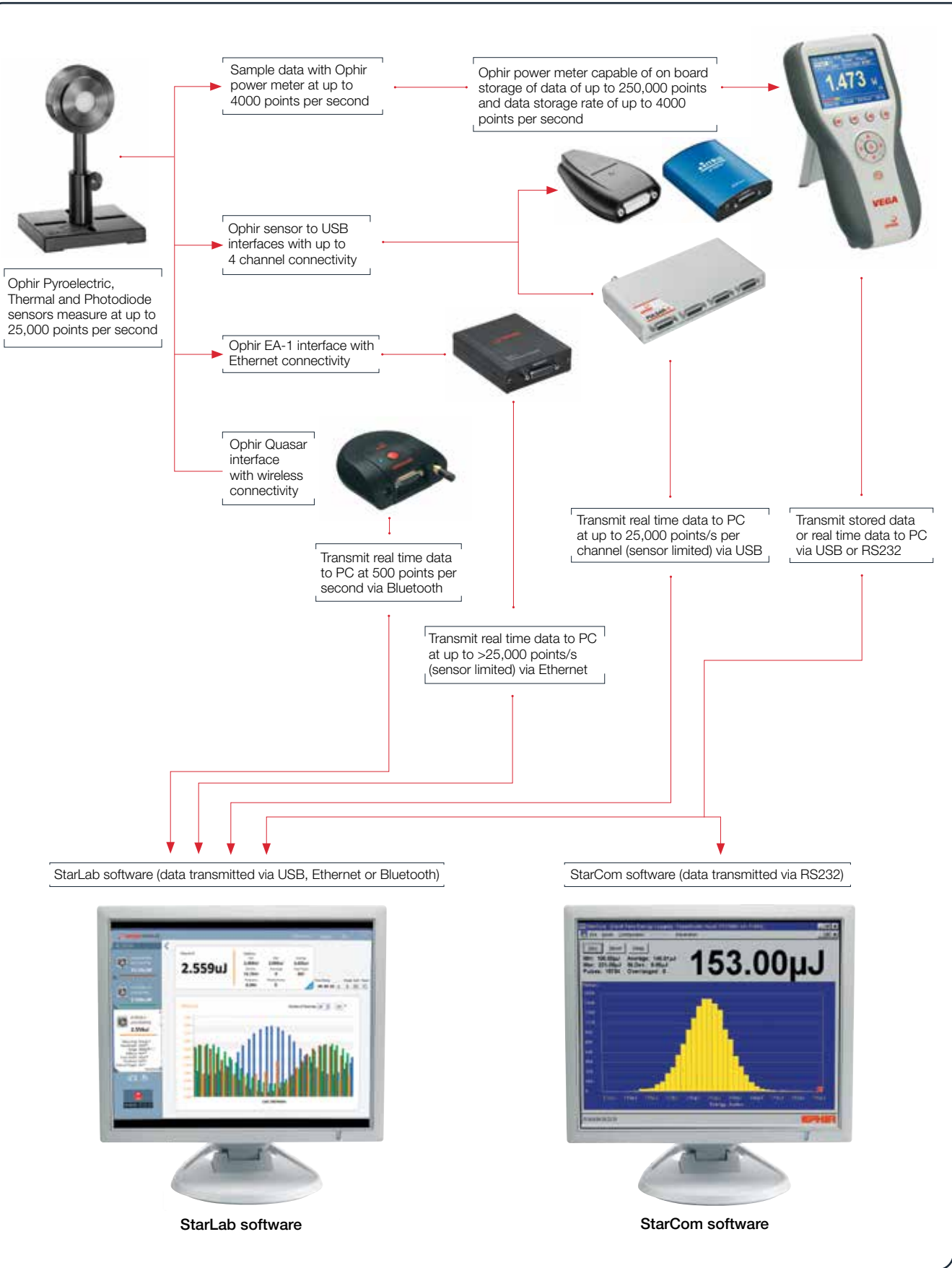
Power Measurement	
Power log period	5s to 500hr.
Energy Measurement	
Max real time data logging to PC	25,000Hz ^(a)
Trigger input and output	BNC trigger input to enable measurement of missing pulses or to select specific pulses. Can also be configured to give trigger output
Timing	Supports time stamp for each pulse - resolution 1µs
General	
Number of sensors supported	4 / 2 / 1 sensors per unit. Can combine several units with software for display of up to 8 sensors on one PC
Compatible sensors	Supports all standard Ophir Pyroelectric, Thermal and Photodiode ^(b) sensors
Power supply	12V wall cube power supply plugs into jack on rear. The power supply can be ordered from your local distributor.
Dimensions	103mm L x 190mm W x 33mm H
Compliance	CE, China RoHS
Notes:	(a) Limited by the maximum repetition rate of the sensor. (b) Not including BC20, PD300-CIE and PD300RM sensors

Ordering Information

Item	Description	Ophir P/N
Pulsar-4	Module to operate up to 4 Ophir sensors from your PC USB port. Comes with software. Max repetition rate for every pulse 25kHz. Has external trigger capability. Powered from wall cube power supply (can be ordered from your local distributor)	7Z01201
Pulsar-2	Same as above but for 2 channels only	7Z01202
Pulsar-1	Same as above but for 1 channel only	7Z01203
Pulsar USB Cable	USB-A to B cable (1 unit supplied with Pulsar)	7E01202
N Polarity Power Supply/Charger	Power Supply/Charger AC/DC 12V 2A N-2.1x5.5 (1 unit supplied with Pulsar)	7E05029

2.2 PC Interfaces

2.2.1 PC Connectivity Options for Power/Energy Measurement



Power Meters

2.2

2.2.7 Summary of Computer Options for Ophir Meters and Interfaces

Communications

With Ophir RS232, USB, Bluetooth, Ethernet and GPIB communication options you can transfer data from the sensor to the PC in real time or offline. You can also control your Ophir power meter from the PC.

- USB on Nova II, Vega, StarBright, Centauri (optional on StarLite) power meters and Juno, Juno+, Pulsar PC interfaces
- Bluetooth wireless on Quasar interface
- RS232 on LaserStar, Nova II, Vega, StarBright and Centauri optional on Nova
- GPIB optional on LaserStar
- Ethernet on EA-1 interface

Ophir Power Meter and Interface Specifications

Model	Centauri	StarBright	Nova II / Vega	StarLite	LaserStar	Nova	Juno / Juno+	Pulsar-1, 2 or 4	EA-1	Quasar Bluetooth
Communication method	USB / RS232	USB / RS232	USB / RS232	USB ^(c)	RS232 / GPIB	RS232	USB	USB	Ethernet	Bluetooth
Power Measurement										
Power log period	1s to 1000hr.	1s to 1000hr.	12s to 600hr.	N.A	12s to 600hr.	5s to 24hr.	5s to 500hr.	5s to 500hr.	5s to 500hr.	5s to 500hr.
Max points stored onboard	unlimited	unlimited	Nova II 5400 Vega 27000	N.A	5400	300	N.A	N.A	N.A	N.A
Max points direct on PC	unlimited	unlimited	unlimited	N.A	unlimited	unlimited	unlimited	unlimited	unlimited	unlimited
Analog output	1V, 2V, 5V, 10V F.S.	1V, 2V, 5V, 10V F.S.	1V, 2V, 5V, 10V F.S.	1V F.S.	1V F.S.	1V F.S.	N.A / 1V, 2V, 5V, 10V F.S.	N.A	N.A	N.A
Energy Measurement										
Max real time data logging to PC	25,000Hz USB 30Hz RS232	5000Hz USB 30Hz RS232	>2000Hz USB ^(a) >30Hz RS232	20Hz ^(c)	>30Hz RS232 >1500Hz GPIB ^(a)	>10Hz	10,000Hz ^(a)	25,000Hz ^(a)	>25,000Hz ^(a)	500Hz
Max onboard data logging rate	25,000Hz	5000Hz	4000Hz ^(a)	N.A	>1500Hz ^(a)	>10Hz	N.A	N.A	N.A	N.A
Data transfer rate of a data file from instrument to PC	N.A	N.A	~500 points/s	N.A	~500 points/s	~50 points/s	N.A	N.A	N.A	N.A
Max points stored USB/onboard	unlimited	unlimited	Nova II 59,400 Vega 250,000	N.A	59,400	1000	N.A	N.A	N.A	N.A
Trigger input and output	Trigger input to synchronize measurement of pulses	N.A	N.A	N.A	N.A	N.A	N.A	BNC trigger input to enable measurement of missing pulses. Can also be configured to give trigger output	N.A	N.A
Timing - time stamp for each pulse	resolution 1µs	resolution 1µs	N.A	N.A	N.A	N.A	resolution 10µs	resolution 1µs	resolution 1µs	resolution 10ms
General										
Automation interface	yes	yes	yes	yes ^(c)	no	no	yes	yes	yes	no
LabVIEW Vis	yes	yes	yes	yes ^(c)	yes	yes	yes	yes	no	no
Maximum baud rate	115200	115200	38400	N.A	38400	19200 ^(b)	N.A.	N.A.	N.A.	N.A.
PC file format	Text files, spreadsheet compatible ASCII									
TTL Out	yes	N.A	N.A	N.A	N.A	N.A	N.A	N.A	N.A	N.A
Number of sensors supported	2 / 1 sensors per unit. Can combine several units with software for display of up to 8 sensors on one PC	One sensor per unit. Can combine several units with software for display of up to 8 sensors on one PC	One sensor per unit. Can combine several units with software for display of up to 8 sensors on one PC	One sensor per unit. Can combine several units with software for display of up to 8 sensors on one PC	One sensor per unit for single channel mode. Two sensors per unit for dual channel mode.	One sensor per unit.	One sensor per unit. Can combine several units with software for display of up to 8 sensors on one PC	4 / 2 / 1 sensors per unit. Can combine several units with software for display of up to 8 sensors on one PC	One sensor per unit. Can combine several units with software for display of up to 8 sensors on one PC	One sensor per unit. Can combine several units with software for display of up to 7 Quasars on one PC
Compatible sensors	Supports most Ophir pyroelectric, thermal and photodiode sensors									
Power supply	Powered from internal rechargeable battery power supply	Powered from internal rechargeable battery power supply	Powered from internal rechargeable battery power supply	Powered from internal rechargeable battery power supply	Powered from internal rechargeable battery power supply	Powered from internal rechargeable battery power supply	Powered from USB	12V wall cube plugs into jack on rear	12V wall cube plugs into jack or PoE	Powered from internal rechargeable battery power supply
Dimensions	47 x 200 x 130mm	212 x 114 x 40mm	208 x 110 x 43mm / 210 x 109 x 36mm	211 x 114 x 40mm	194 x 228 x 57mm	205 x 95 x 39mm	77 x 55 x 23mm / 105 x 80 x 29mm	103 x 190 x 33mm	93 x 73 x 29mm	94 x 96 x 36mm

Notes: (a) The above refers to the rate for logging every single point in turbo mode. Above that rate, the instrument will sample points but not log every single point.
 (b) For pyroelectric sensors, maximum guaranteed baud rate is 9600.
 (c) StarLite must be USB enabled in order to work with StarLab. If your StarLite has not been USB enabled, please contact your Ophir distributor in order to obtain a USB Activation Code.

2.3 Software Solutions

2.3.1 StarLab

StarLab turns your PC into a laser power/energy multi-channel station

Extensive Graphic Display of Data

- Line Plot, Histogram, Bar chart, Simulated Analog Needle
- Multiple data sets on one graph or separate graphs on the same screen

Advanced Measurement Processing

- Power/Energy Density, Scale Factor, Normalize against a reference
- Multi-channel comparisons
- User defined mathematical equations: channels A/B, (A-B)/C etc.
- Position & size measurement with BeamTrack sensors

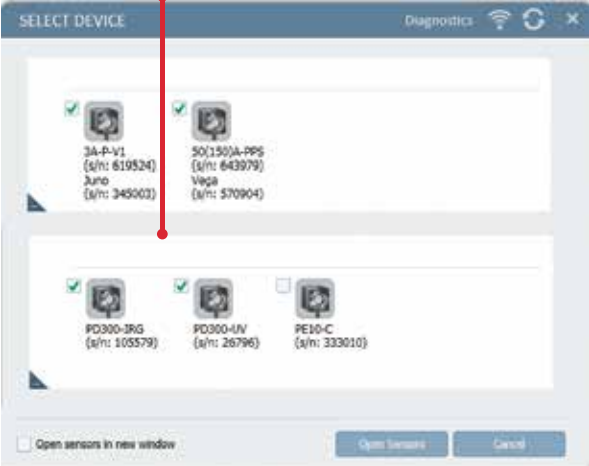
Data Logging for Future Review

- Can be displayed graphically or saved in text format
- Easily exported to an Excel spreadsheet

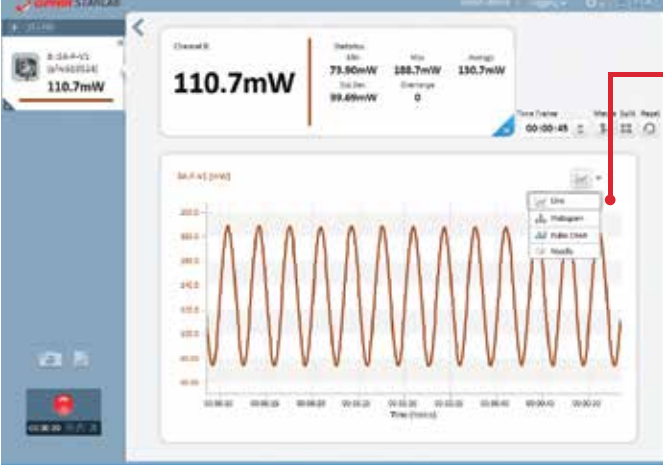
Fully supports Centauri, StarBright, StarLite, Vega, Nova II, Pulsar, Juno, Juno+, Quasar, EA-1 and USB1 devices with all standard Ophir sensors

Flexible Display Options with StarLab

Choose which channels to display




Setup screen



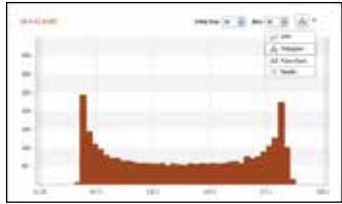
One of the above screens is maximized

You may choose to display them separately


Maximize one of the sources




Choose line graph



or histogram



or needle display



Multiple Sensors displayed together

Click on one of the channels

The numerical values are from the channel chosen



Here multi line graph display has been chosen

Settings and functions may be opened to adjust then minimized as needed

Additional functions are available from the "Functions" tab



Here multi line histogram display has been chosen

Functions and Logging

Functions

Click on f(x) to open another trace combining measured values



Define function combining measured values

New trace is now added per defined function

Logging

Files are stored here. They may be viewed graphically OR numerically

Click on log button and logging of values starts



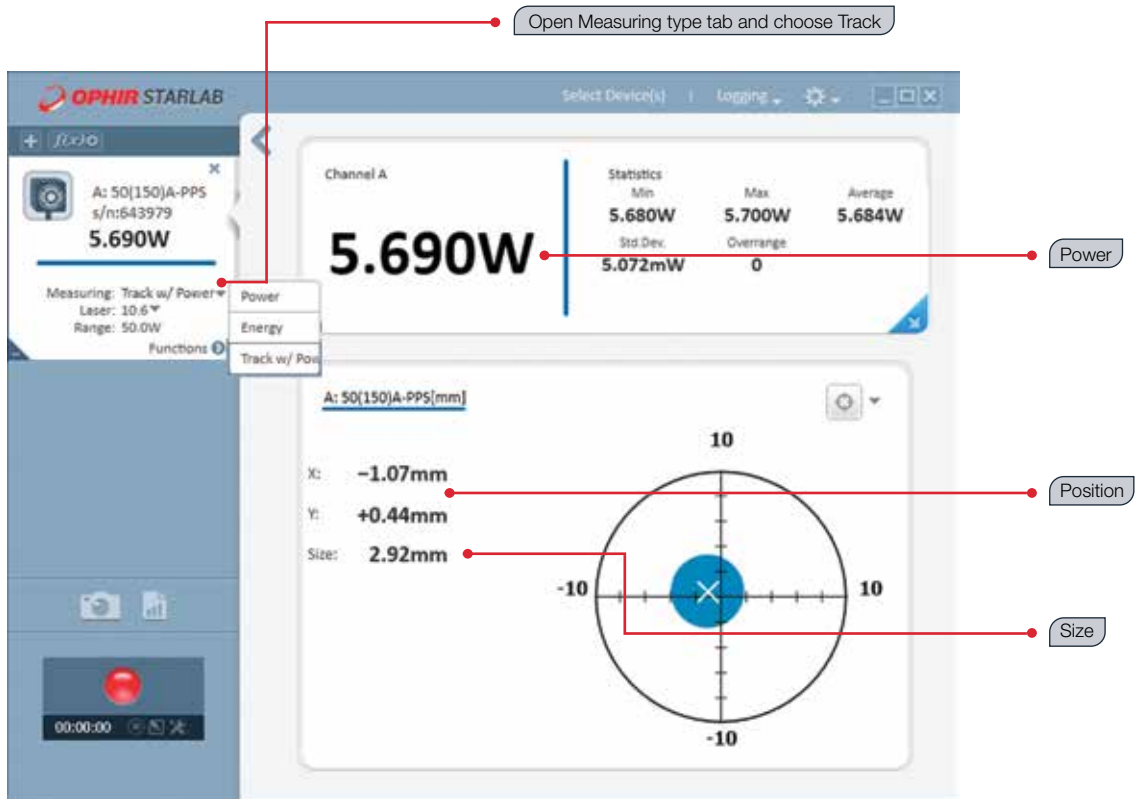
```

:PC software:starLab version 3.00 build 19
:Logged:25/05/2014 at 09:33:22
:Channel 8:Vega Thermopile 3A-P-V1 (s/n:999999) VQ2.31 (s/n:657028)
:Channel A:Juno Photodiode P0300 (s/n:694646) JnL.24 (s/n:606180)
:Math M:(A-B)*2
:Channel 8:statistics
:Min:3.440mw
:Max:12.22mw
:Average:7.882mw
:Std.Dev.:3.078mw
:Overrange:0
:First Pulse Arrived : 25/05/2014 at 09:33:22.562000

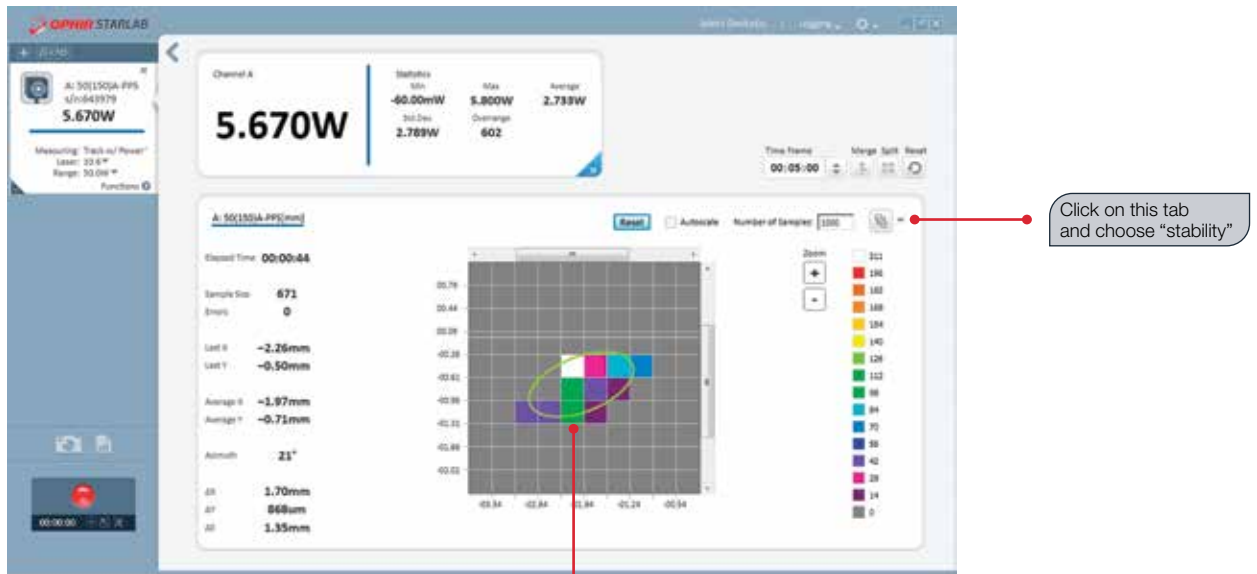
```

Timestamp	Channel 8	F(B)	Channel A	Math M
0.000	1.762e-002	6.620e-003		
0.064	1.836e-002	7.360e-003		
0.128	1.911e-002	8.110e-003		
0.193	1.986e-002	8.860e-003	1.067e-002	6.554e-006
0.203	2.057e-002	9.570e-003	8.480e-003	1.444e-007
0.256	2.128e-002	1.023e-002	6.540e-003	9.181e-006
0.269	2.199e-002	1.094e-002	4.900e-003	2.841e-005
0.321	2.270e-002	1.165e-002	3.550e-003	5.285e-005
0.354	2.341e-002	1.236e-002		
0.384	2.412e-002	1.307e-002		
0.405	2.483e-002	1.378e-002		
0.449	2.554e-002	1.449e-002		
0.865	2.625e-002	1.520e-002	3.400e-004	1.339e-004
0.870	2.696e-002	1.591e-002	3.600e-004	1.259e-004
0.928	2.767e-002	1.662e-002	4.800e-004	1.141e-004
0.936	2.838e-002	1.733e-002	7.600e-004	9.761e-005
0.993	2.909e-002	1.804e-002	1.340e-003	7.569e-005
1.003	2.980e-002	1.875e-002	2.370e-003	4.914e-005
1.056	3.051e-002	1.946e-002		
1.070	3.122e-002	2.017e-002		
1.120	3.193e-002	2.088e-002		
1.136	3.264e-002	2.159e-002		
1.184	3.335e-002	2.230e-002		
1.203	3.406e-002	2.301e-002		
1.664	3.477e-002	2.372e-002		

BeamTrack Power/Position/Size Screens



Power / Position / Size screen



Displays beam center wander weighted for dwell time at each position