

3.5.2 Beam Splitter + Neutral Density Filters Combo


The attenuators described before can provide a high degree of attenuation however, these neutral density attenuators cannot dissipate more than 5W or so. Therefore we often place beam splitters in front of the attenuators to reduce the intensity before the ND filters. These beam splitters are made of UV grade fused silica for use from 190 to 2000nm. Since they do not absorb light, they have a much higher power handling capacity than the ND attenuator/filters.



Model	LBS-300s	LBS-300HP-NIR	LBS-400	LBS-100
Wavelengths	multiple versions from 190-1550nm	980-1100nm	UV or 10.6µm	multiple versions; 400-700nm, 1064nm, 10.6µm
Reflection	0.01% of incident beam	<0.0001%	0.01%	4% @ 400-900nm, 1% @1064nm, 0.5% or 5% @10.6µm
Nominal ND value	0.3, 0.7, 1, 2, 3, 4 (vis)	0.4, 0.8, 1, 2, 3, 4	0.5, 1.0 in both filters	0.3, 0.7, 1, 2, 3, 4 for 300-700nm & 1064nm 30% & 60% for 10.6µm
Clear Aperture	Ø17.5mm	Ø15mm	Ø31.75mm	Ø19mm
Damage threshold	See spec sheet	See spec sheet	See spec sheet	See spec sheet
Mounting	C-Mount	C-Mount	Custom thread	C-Mount and Lab post mounted

LBS-300s Beam Splitters

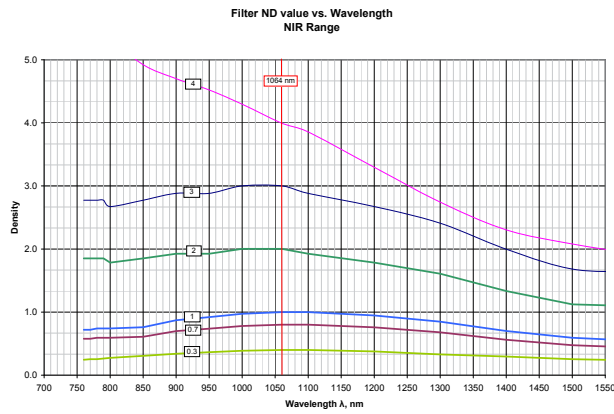
The LBS-300s beam splitter attachment for C-mount, CS-mount, or Ophir mount cameras allow you to measure laser beams with diameters up to 15mm and powers ranging from 10mW to ~400W⁽¹⁾. The beam sampler is designed so that the preferential polarization selection effect of a single wedge is cancelled out and the resulting beam image is polarization corrected to restore the polarization components of the original beam. The beam sampler operates by reflecting the incoming beam from the front surfaces of a pair of wedges through 90 degrees into the camera. Approximately 99% of the beam is transmitted through the beam sampler with 0.01% passed on to the camera. A set of adjustable ND filters are provided to make final intensity adjustments to the beam before it reaches the camera imager. If additional attenuation is needed, an external wedge may be mounted at the input port, however this 3rd wedge will cause polarization selectivity when the beam is significantly polarized different in the S and P planes. A 1.035-40 thread is provided behind each wedge along the axis of the output beam that can be used to directly mount accessories with 1" lens tubes such as beam dumps or even power and energy sensors to the LBS-300s.



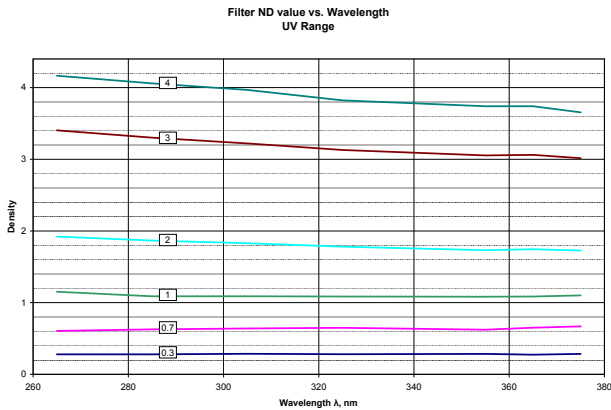
(1) For Gaussian beam diameter <1/2 the clear aperture and depending on ND filter and camera saturation limits the maximum power may be as high as 1000W.

Specifications

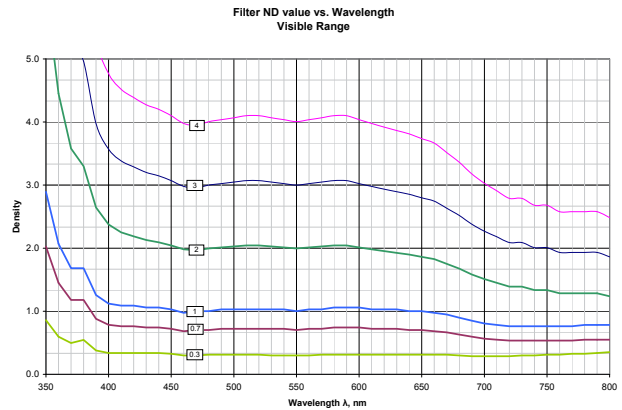
Model	LBS-300s-UV	LBS-300s-VIS	LBS-300s-NIR	LBS-300s-BB
Wavelengths	266-355nm	400-950nm	950-1800nm	190-1550nm
Wedge Material	UVFS	UVFS	UVFS	UVFS
Wedge Coating	A/R ≤1%	AR ≤1%	AR ≤1%	No coating, 4% reflection
Clear aperture	17.5mm	17.5mm	17.5mm	17.5mm
Reflection	0.01%	0.01%	0.01% ⁽¹⁾	0.16%
Wedge ND value, each	ND ≥2	ND ≥2	ND ≥2	ND ~1.3
ND Filters	Inconel	Bulk ND	Bulk ND	One each of the UV, VIS & NIR sets
ND Values, nominal	0.3, 0.7, 1.0, 1.5, 2.0, 3.0 (Blu holders)	0.3, 0.7, 1.0, 2.0, 3.0, 4.0 (Grn holders)	0.4, 0.8, 1.0, 2.0, 3.0, 4.0 (Red holders)	See UV, VIS and NIR descriptions
Filter Slides	3	3	3	9
Maximum allowable input to filter ⁽²⁾	100 W/cm ² CW 20mJ/cm ² , 10ns pulse	50 W/cm ² 1J/cm ² , 10ns pulse	50 W/cm ² 1J/cm ² , 10ns pulse	See adjacent specifications
Part number	SP90464	SP90465	SP90466	SP90467
Accessories				
Large C-mount Wedge Splitter	For additional attenuation add this to the front end of the LBS-300. Good for 350-2000nm			SP90273
Beam Deflector Assembly	for 350-1200 nm only			SP90263
Beam Deflector Assembly	For 266 nm, high damage threshold			SP90287
Beam Deflector Assembly	For 355 nm, high damage threshold			SP90286
Beam Deflector Assembly	For 532 nm, high damage threshold			SP90285
Beam Deflector Assembly	For 1064 nm, high damage threshold			SP90284
2" LT- Mount Extension Tube	2" Extension tube between LBS-300s and camera, Reduces noise on the camera, reduces intensity on ND, other uses			SP90575
3" LT- Mount Extension Tube	3" Extension tube between LBS-300s and camera, Reduces noise on the camera, reduces intensity on ND, other uses			SP90574
LT To External C-Mount Adapter	Adapter to fit tube to LBS-300s - required with 2" and 3" extension tubes			SP90576
LT To Internal C-Mount Adapter	Adapter to fit tube to camera mount - required with 2" and 3" extension tubes			SP90577
Notes:	(1) For 1000nm reflectance is ~0.04% and for 950nm reflectance is ~0.16%. (2) ND bulk absorbing filters damage threshold is 5W/cm ² for beam size 5mm, 10W/cm ² for 2mm beam and >30W/cm ² for 1mm beam.			




NIR filter set (Red Holders) – SP90466




UV filter set (Blue Holders) – SP90464



VIS filter set (Green Holder) – SP90465



Optional SP90273 Large C-mount Wedge Splitter



Optional SP90263 Beam Deflector

Beam Extending Negative Lenses for LBS-300s

Sometimes we want to measure the focal spot of converging beam but the focal length of the system is not enough for the beam to go through the LBS and reach the camera focal plane.

Also, sometimes the focal spot is too small for the pixel spacing of the camera. The above problem can be solved by simply screwing a negative lens on top of the LBS and thus extending the focal spot as shown in the diagram.



Model	FSA-50Y	FSA-100Y	FSA-150Y
Negative lens focal length	~50mm	~100mm	~150mm
Use with original focal length	35-99mm	100-149mm	150-mm
Approx. image magnification	2.8	1.9	1.5
Part number	SP90187	SP90188	SP90190

